



ATLANTA  
PUBLIC  
SCHOOLS

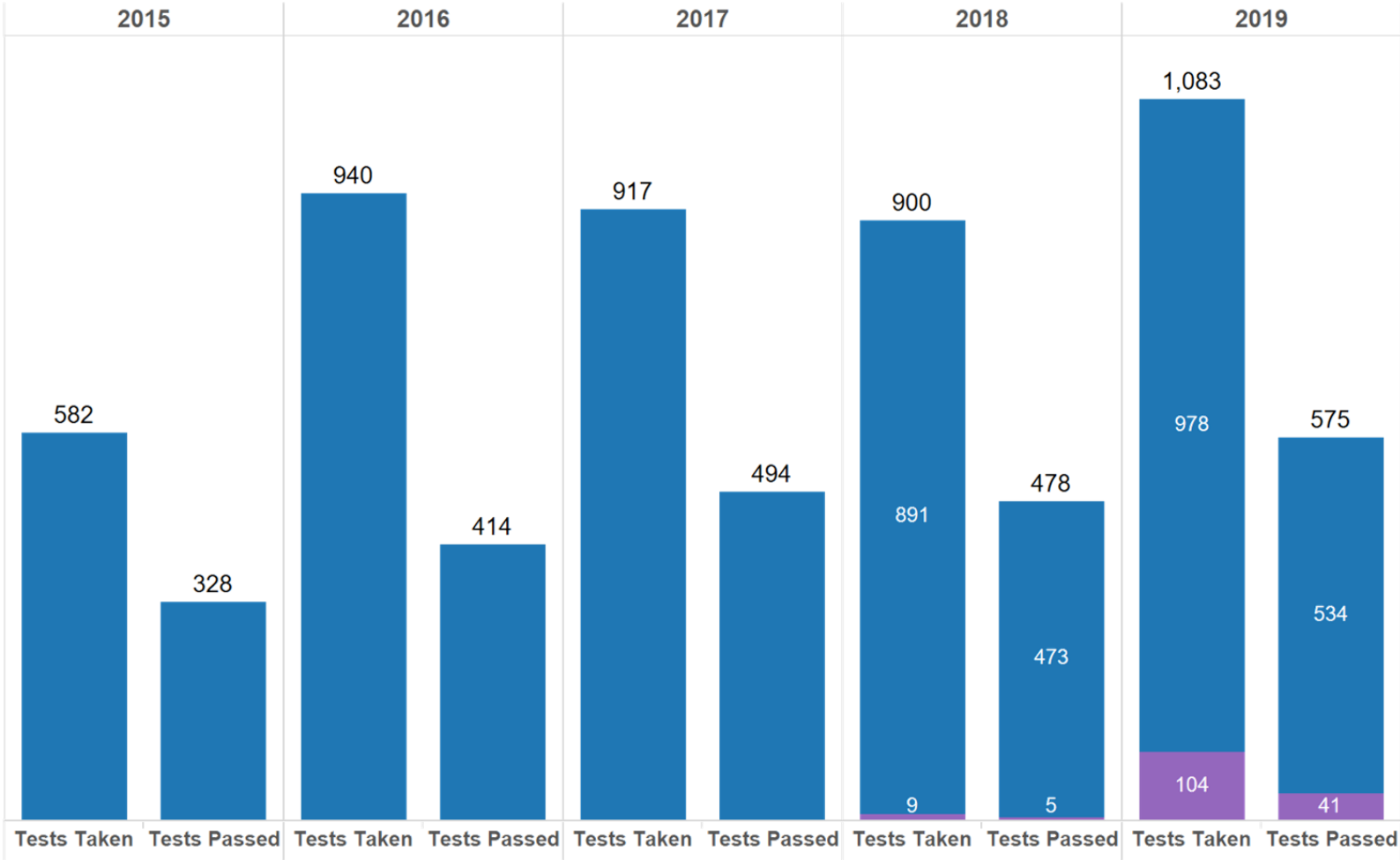
**Research +  
Evaluation**

[www.atlantapublicschools.us](http://www.atlantapublicschools.us)

**APS International Baccalaureate  
SY2019 Overview**

# District IB Exam Summary, 2015-2019

APS saw an increase in the number of International Baccalaureate (IB) exams administered from 2018 to 2019. In 2019, there was a large increase in the administration of Career Programme (CP) exams.



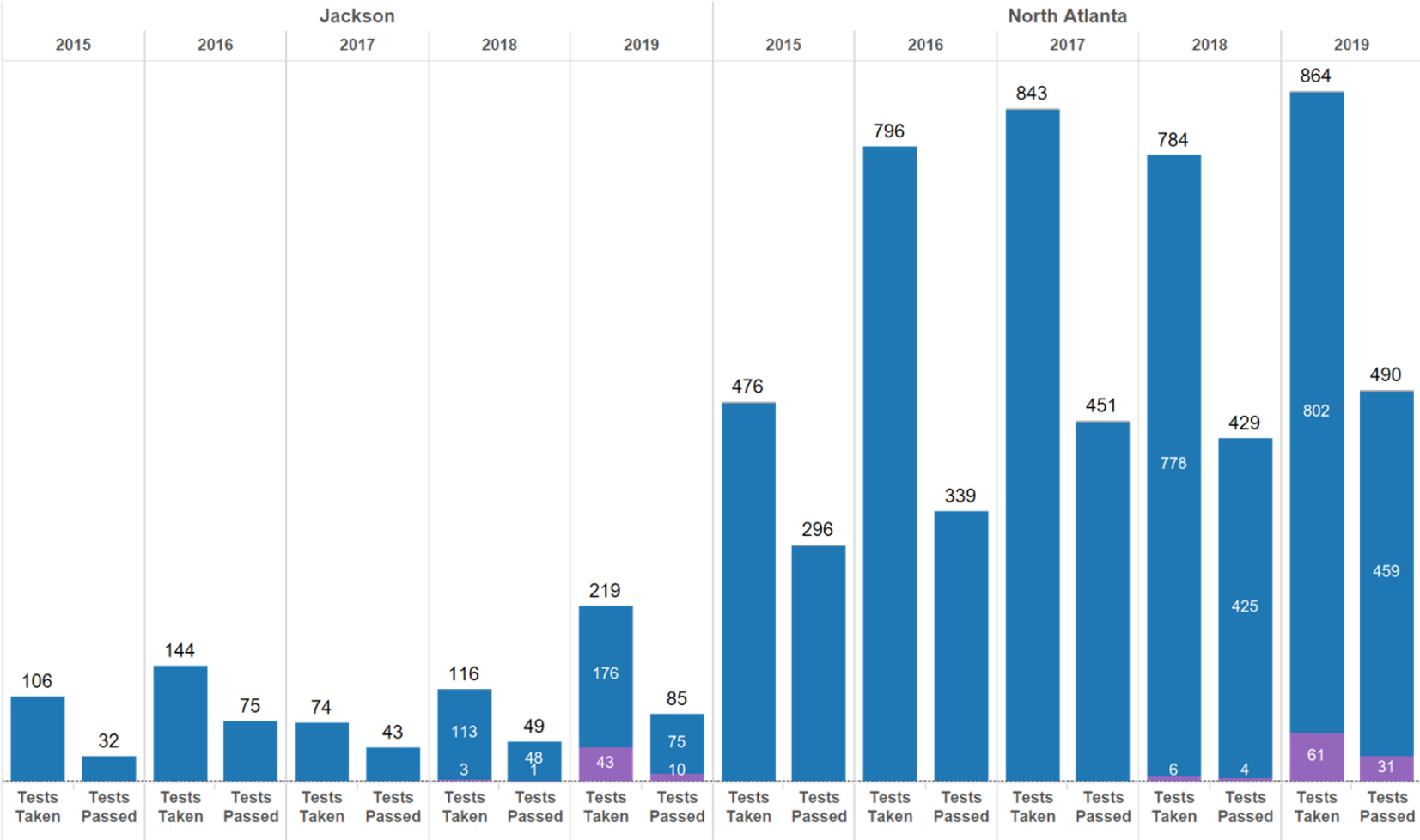
IB exams are passed with a score of 4, 5, 6, or 7

Diploma Programme (DP)  
Career Programme (CP)



# School-level IB Exam Summary, 2015-2019

Although participation at Jackson increased substantially from 2018 to 2019, North Atlanta accounts for the majority of IB exams administered in APS.



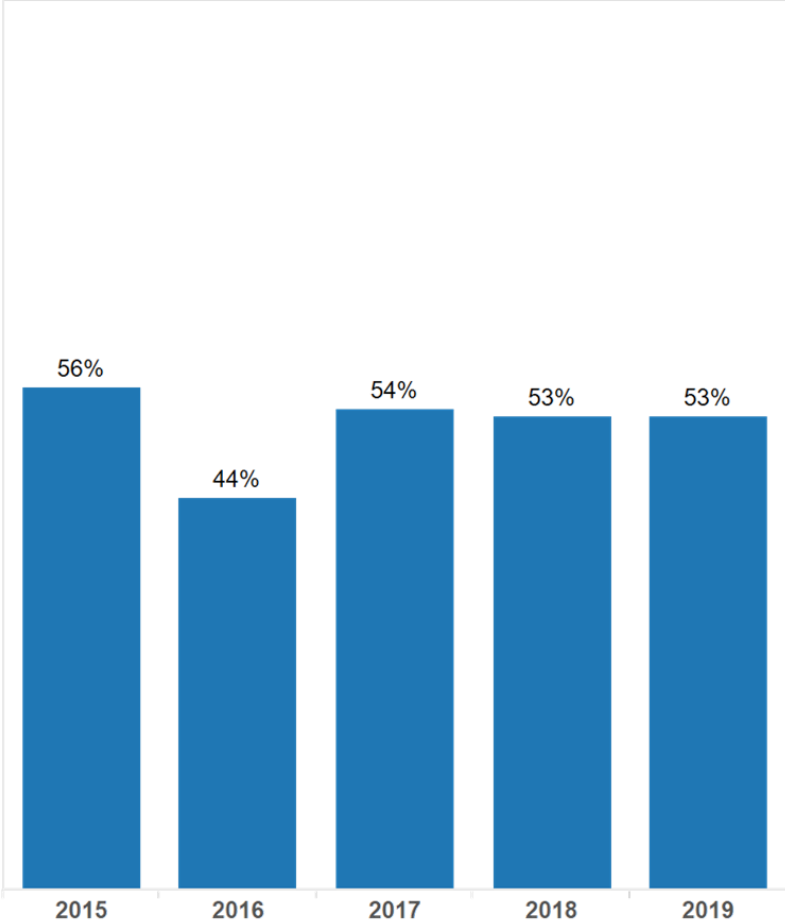
IB exams are passed with a score of 4, 5, 6, or 7

Diploma Programme (DP)  
 Career Programme (CP)

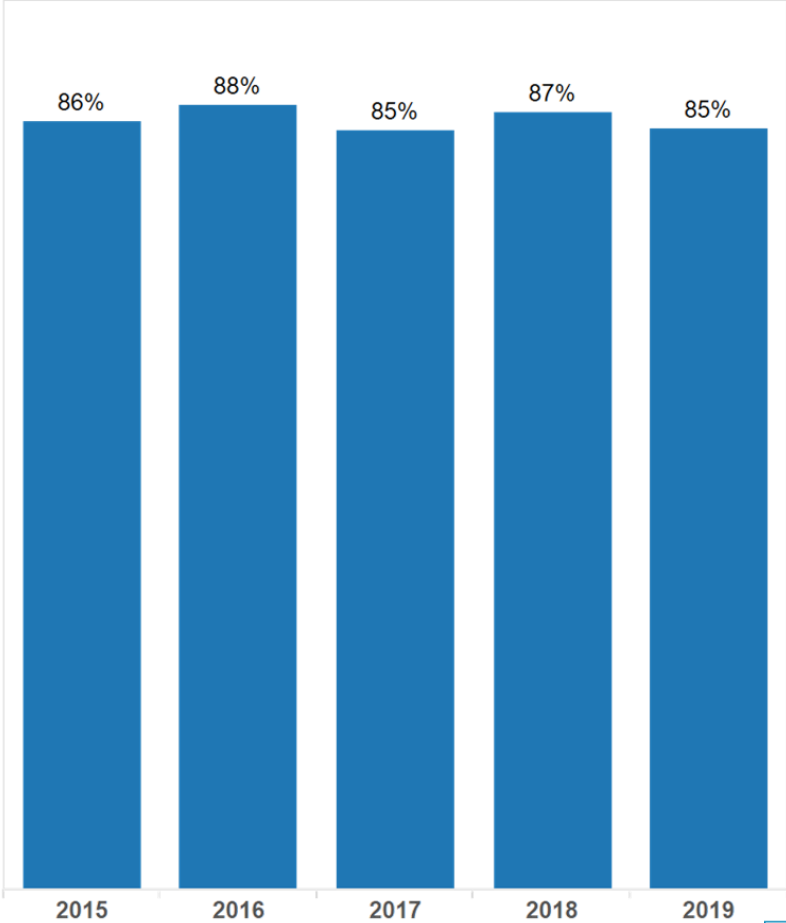
# District IB Pass Rate, 2015-2019

While the exam pass rate has consistently remained around 50%, for the past 5 years at least 85% of students have passed at least one of the IB exams that they took.

Percent of exams passed



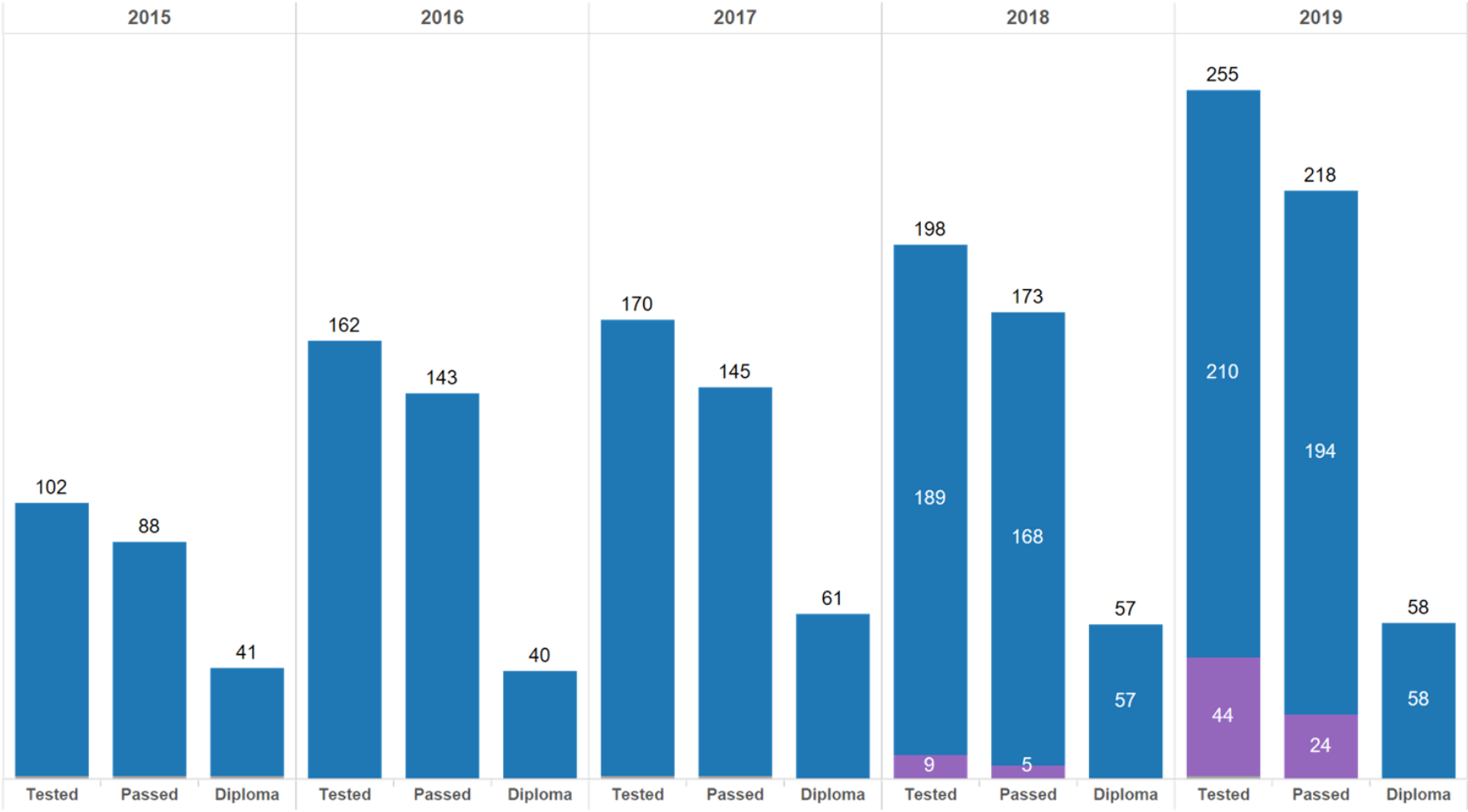
Percent of students passing at least 1 exam



IB exams are passed with a score of 4, 5, 6, or 7

# District IB Student Summary, 2015-2019

Most students pass at least one exam, but not as many earn IB diplomas. Students may take IB exams in both their 11<sup>th</sup> and 12<sup>th</sup> grade years; however, only 12<sup>th</sup> grade students may be awarded IB diplomas.



IB exams are passed with a score of 4, 5, 6, or 7

Diploma Programme (DP)  
Career Programme (CP)



# IB Subject Pass Rates, 2017-2019

English Literature and History had the greatest number of exams administered and among the highest pass rates for the last three years. These subjects also had the largest increases in number of exams from 2018. Biology (+37 tests) and Visual Arts (+25 tests) also had large increases in tests taken compare to 2018.

Business Management had the highest pass rate of any exam subject in both 2018 and 2019.

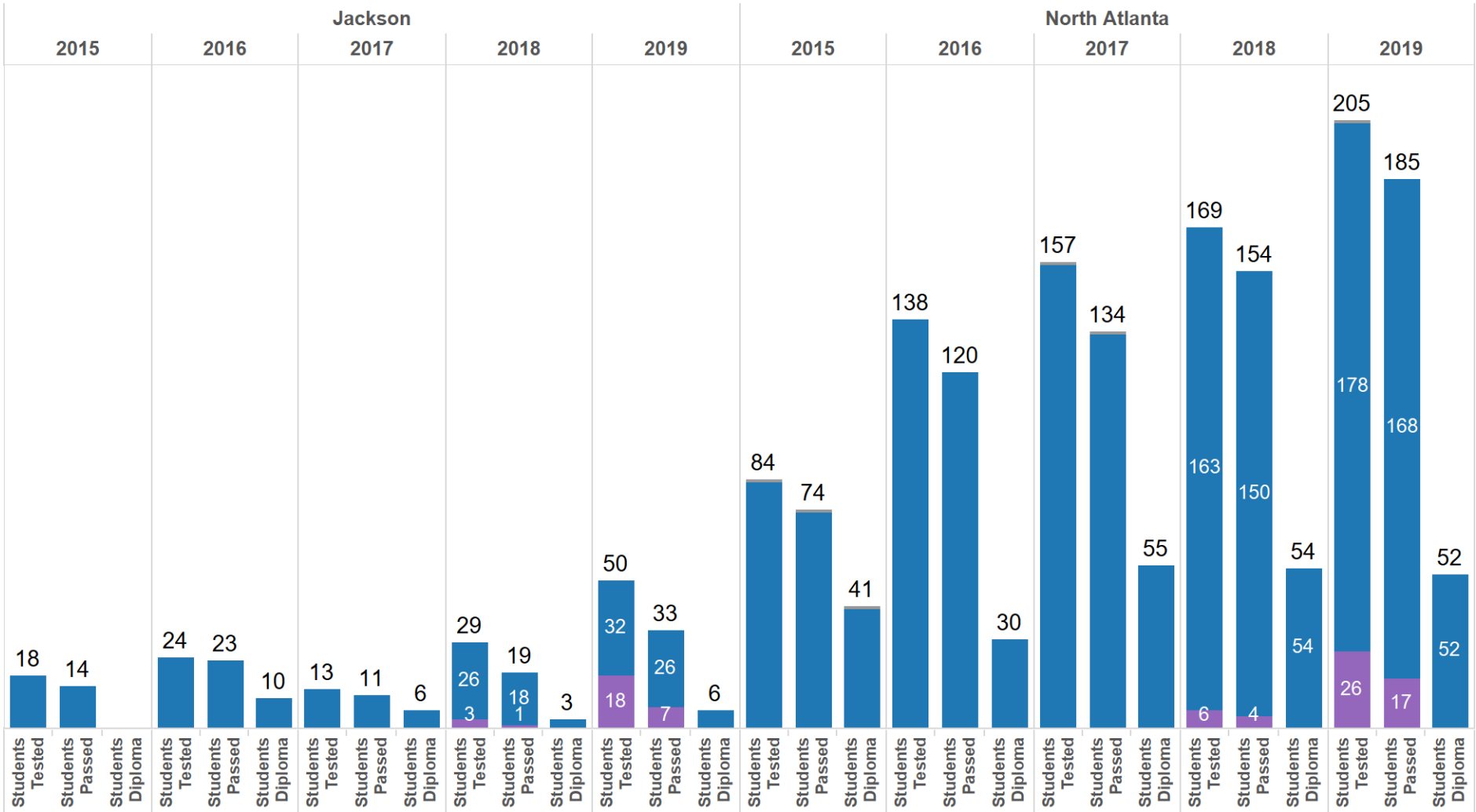
Subject	2017		2018		2019	
ENGLISH A LIT	148	82%	143	83%	187	76%
HISTORY	150	75%	143	82%	183	82%
MATH.STUDIES	98	40%	93	26%	104	17%
BIOLOGY	106	47%	81	53%	118	27%
ECONOMICS	85	45%	70	26%	32	22%
FRENCH B	56	14%	65	31%	67	33%
MATHEMATICS	52	46%	63	35%	67	43%
BUS MAN	29	72%	56	84%	67	84%
SPANISH B	60	53%	48	44%	62	40%
PHYSICS	22	27%	47	13%	25	48%
FILM	15	47%	32	50%	26	69%
CHEMISTRY	27	44%	14	50%	32	53%
MANDARIN AB.	13	15%	13	38%	21	52%
SPANISH AB.	3	33%	8	38%	23	26%
FRENCH AB.	4	75%	7	57%	11	36%
VISUAL ARTS	18	17%	6	83%	31	48%
DANCE	8	75%	5	20%	12	42%
ARABIC AB.	11	18%	3	33%	6	17%
MUSIC	6	67%	3	0%	4	50%
CHINESE B	5	60%				
THEATRE	1	0%			5	40%
	# Taken	% Passed	# Taken	% Passed	# Taken	% Passed

IB exams are passed with a score of 4, 5, 6, or 7

# Appendix: school-level data

---

# School IB Student Summary, 2015-2019



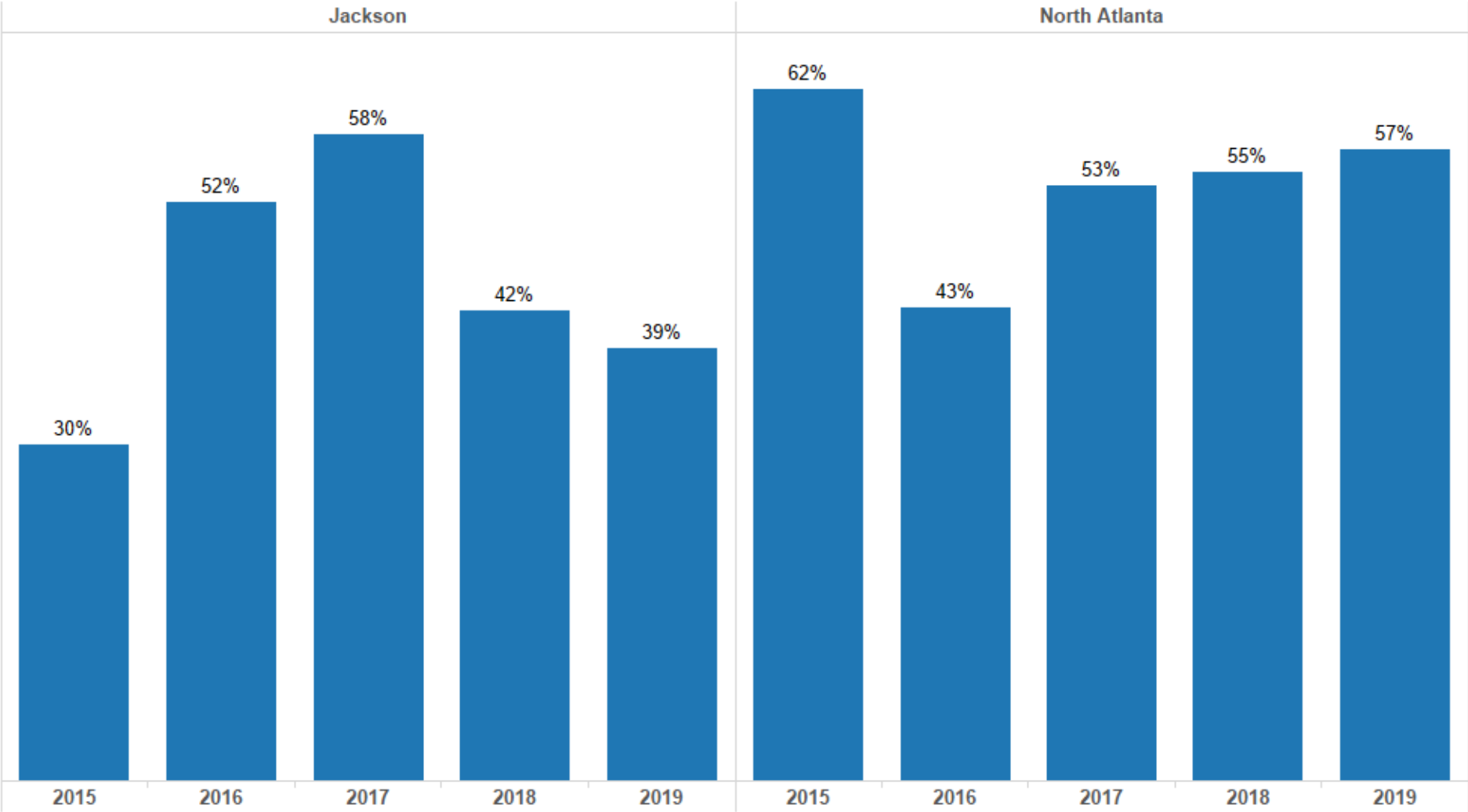
IB exams are passed with a score of 4, 5, 6, or 7

Diploma Programme (DP)  
Career Programme (CP)





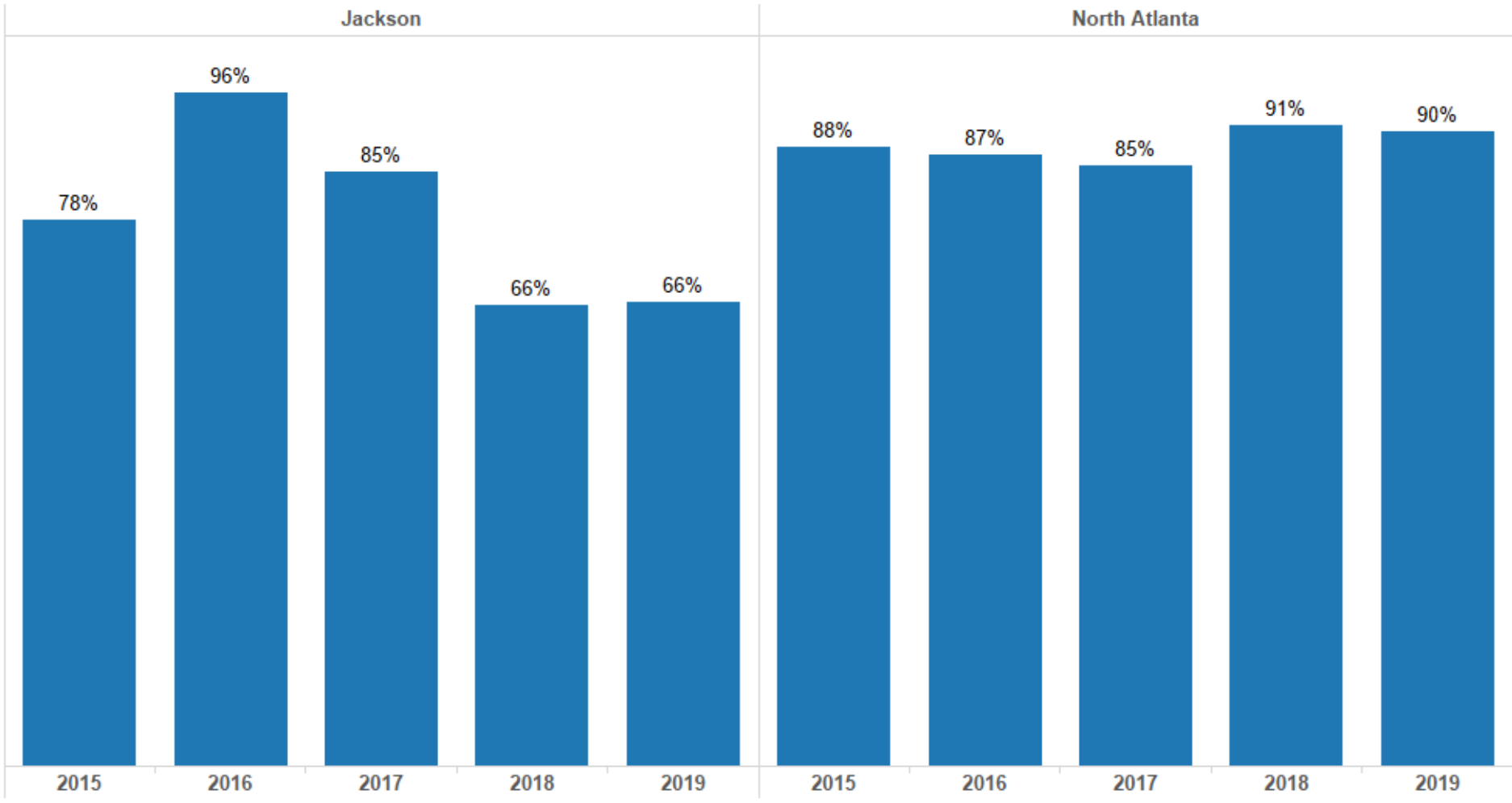
# School IB Exam Pass Rate, 2015-2019



*IB exams are passed with a score of 4, 5, 6, or 7*

# School IB Student Pass Rate, 2015-2019

Percent of students passing at least one exam



IB exams are passed with a score of 4, 5, 6, or 7